

MINOT AIR FORCE BASE, NORTH DAKOTA

ECONOMIC IMPACT ANALYSIS



**ECONOMIC IMPACT ANALYSIS
MINOT AFB - FY24**

**TABLE 1
PERSONNEL BY CLASSIFICATION AND HOUSING LOCATION**

As of: 30-Sep-24

CLASSIFICATION	LIVING IN GOV QTRS	LIVING IN NON-GOV QTRS	TOTAL
1. APPROPRIATED FUND MILITARY			
Active Duty	985	4474	5459
Air Force Reserve*	0	21	21
TOTAL:	985	4495	5480
2. ACTIVE DUTY MILITARY DEPENDENTS		6346	6346
3. APPROPRIATED FUND CIVILIANS			
General Schedule			425
Federal Wage System			166
TOTAL:			591
4. NON-APPROPRIATED FUND CONTRACT CIVILIANS AND PRIVATE BUSINESS			
Civilian NAF			135
Civilian BX			85
Civilian DECA			29
Contract Civilians (not elsewhere included)**			113
Private Business On Base, By Type:			
Branch Banks/Credit Union			10
BBC Privatized Housing			36
TOTAL:			408
TOTAL PERSONNEL:			12,825

*Air Force Reserve members are only those members in the Individual Mobilization Augmentee (IMA) Program residing within the 587XX ZIP code.

**Contract civilians are individuals who are hired by a local firm which has their place of work at an on-base government facility.

**ECONOMIC IMPACT ANALYSIS
MINOT AFB - FY24**

**TABLE 2
ANNUAL PAYROLL BY CLASSIFICATION AND HOUSING LOCATION**

As of: 30-Sep-24

CLASSIFICATION	LIVING IN GOV QTRS (\$)	LIVING NON-GOV QTRS (\$)	TOTAL (\$)
1. APPROPRIATED FUND MILITARY			
Active Duty	\$37,364,171	\$331,917,086	\$369,281,257
Air Force Reserve*	0	\$1,606,668	\$1,606,668
TOTAL:	\$37,364,171	\$333,523,754	\$370,887,925
2. APPROPRIATED FUND CIVILIANS			
General Schedule			\$47,490,895
Federal Wage System			\$20,270,188
TOTAL:			\$67,761,083
3. NON-APPROPRIATED FUND AND PRIVATE BUSINESS			
Civilian NAF			\$3,955,210
Civilian BX			\$3,900,000
Civilian DECA			\$2,437,591
Private Business On Base, By Type:			
Branch Banks/Credit Union			\$430,000
BBC Privatized Housing			\$2,621,970
TOTAL:			\$13,344,771
TOTAL ANNUAL PAYROLL:			\$451,993,779

*Air Force Reserve members are only those members in the Individual Mobilization Augmentee (IMA) Program residing within the 587XX ZIP code.

**ECONOMIC IMPACT ANALYSIS
MINOT AFB - FY24**

**TABLE 3
EXPENDITURES FOR CONSTRUCTION, SERVICES, AND PROCUREMENT
OF MATERIALS, EQUIPMENT, AND SUPPLIES**

As of: 30-Sep-24

1. CONSTRUCTION		ACTUAL ANNUAL EXPENDITURES
Missile Field		\$4,700,000
Operations and Maintenance		\$14,047,000
	TOTAL	\$18,747,000
2. SERVICES		
Service Contracts*		\$10,500,000
Medical Service Contracts		\$2,417,510
	TOTAL:	\$12,917,510
3. MATERIALS, EQUIPMENT, AND SUPPLIES		
Commissary		\$1,824,885
The Exchange (BX)		\$500,000
Health (Tri-Care, Government cost only)		\$27,784,336
Education (Impact aid and tuition assistance)		\$9,061,492
Non-Appropriated Fund (NAF)		\$1,329,792
TDY		\$1,099,424
Government Purchase Card (local area)		\$7,081,011
BBC Privatized Housing		\$284,494
	TOTAL:	\$48,965,434
TOTAL ANNUAL EXPENDITURES:		\$80,629,944

*Includes only contracts in the local economic area or contracts requiring the use of locally supplied goods and services.

**ECONOMIC IMPACT ANALYSIS
MINOT AFB - FY24**

**TABLE 4
ESTIMATE OF NUMBER AND DOLLAR VALUE OF INDIRECT JOBS CREATED**

As of: 30-Sep-24

	Number of Base Jobs	Multiplier	Number of Indirect Jobs
1. TYPE OF PERSONNEL			
Active Duty Military	5459	0.29	1583
Air Force Reserve	21	0.13	3
APF Civilians	591	0.43	254
Other Civilians	408	0.43	175
	TOTAL:		
	<hr/> 6479		<hr/> 2015

ESTIMATED NUMBER OF INDIRECT JOBS CREATED: 2015

AVERAGE ANNUAL PAY FOR THE LOCAL COMMUNITY: \$59,050

ESTIMATED ANNUAL DOLLAR VALUE OF JOBS CREATED: \$118,985,750

Data Sources:

Multipliers: LMI Economic Impact Database, 1995 Base Realignment and Closure Indirect Job Multipliers, Feb 95

Avg Annual Pay: Current tables for Average Annual Pay are accessible at <http://www.bls.gov/cew>

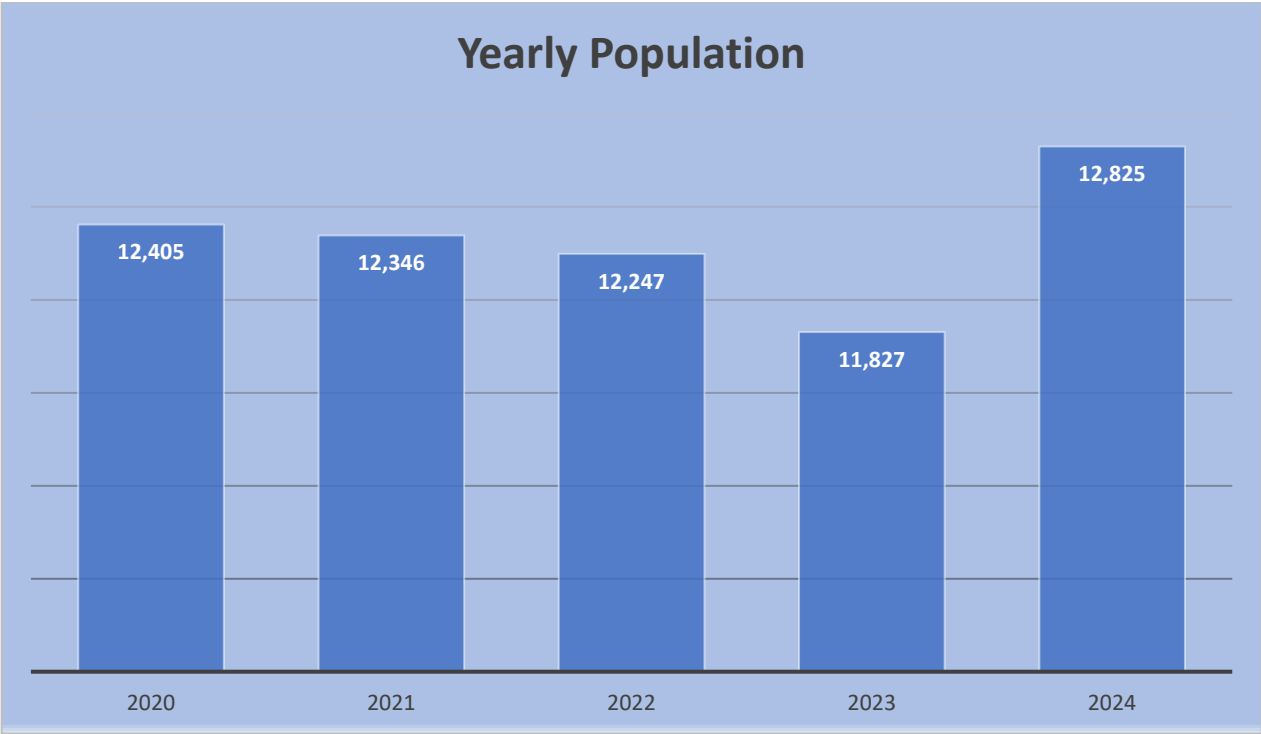
ECONOMIC IMPACT ANALYSIS
MINOT AFB - FY24

TABLE 5
TOTAL ANNUAL ECONOMIC IMPACT ESTIMATE

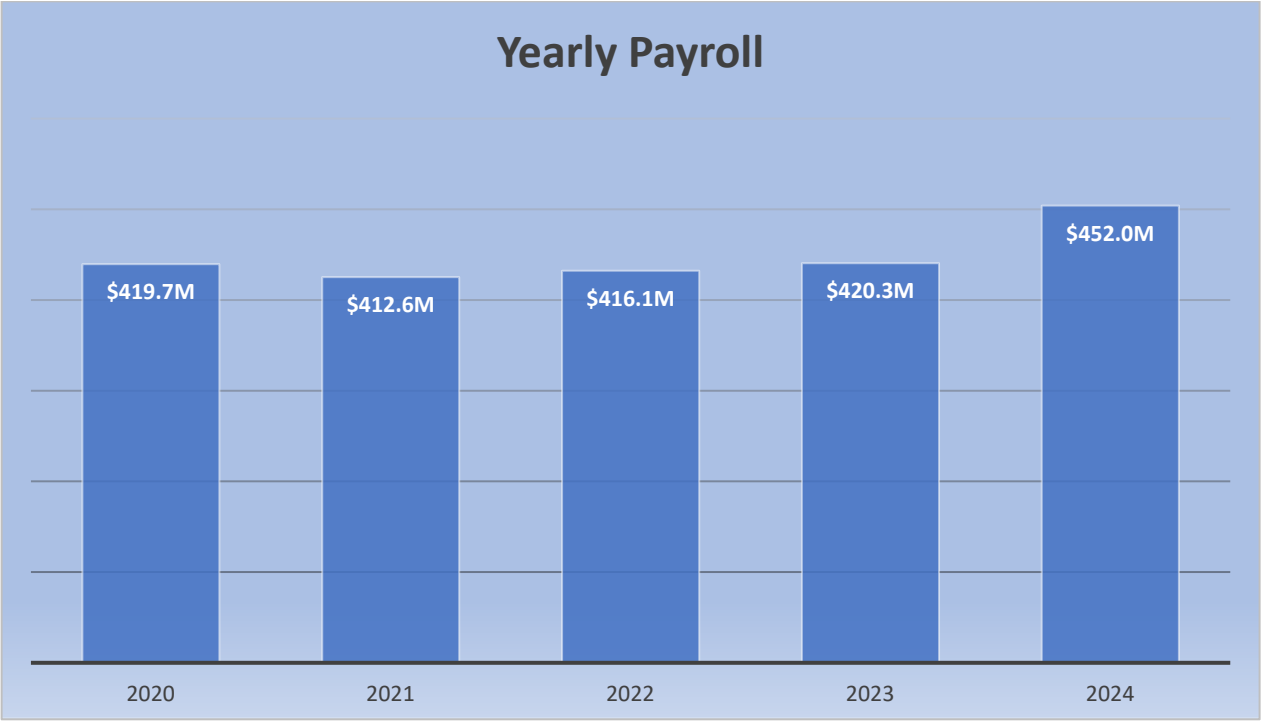
As of: 30-Sep-24

ANNUAL PAYROLL:		\$451,993,779
Military	\$370,887,925	
Federal Civilian	\$67,761,083	
Other Civilian	\$13,344,771	
ANNUAL EXPENDITURES:		\$80,629,944
ESTIMATED ANNUAL DOLLAR VALUE OF JOBS CREATED		\$118,985,750
Estimated Indirect Jobs Created	2015	
Average Annual Pay	\$59,050	
GRAND TOTAL:		\$651,609,473

ECONOMIC IMPACT ANALYSIS
MINOT AFB - FY24

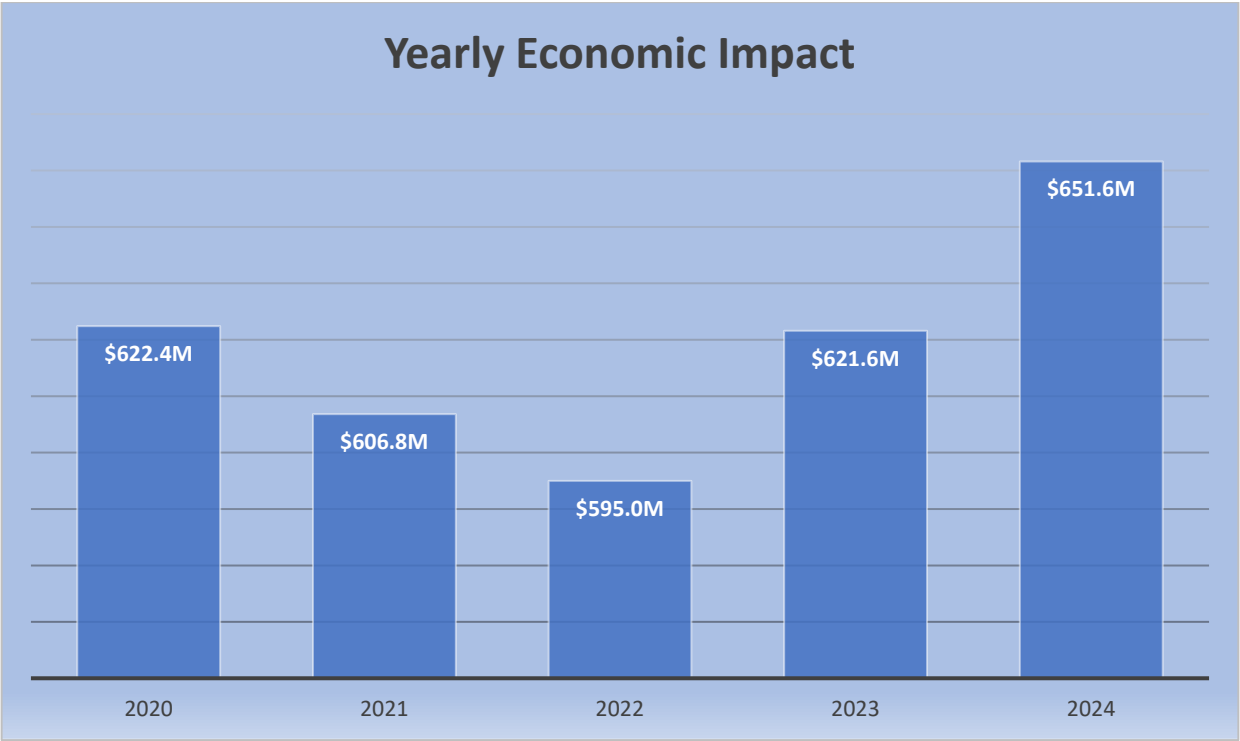
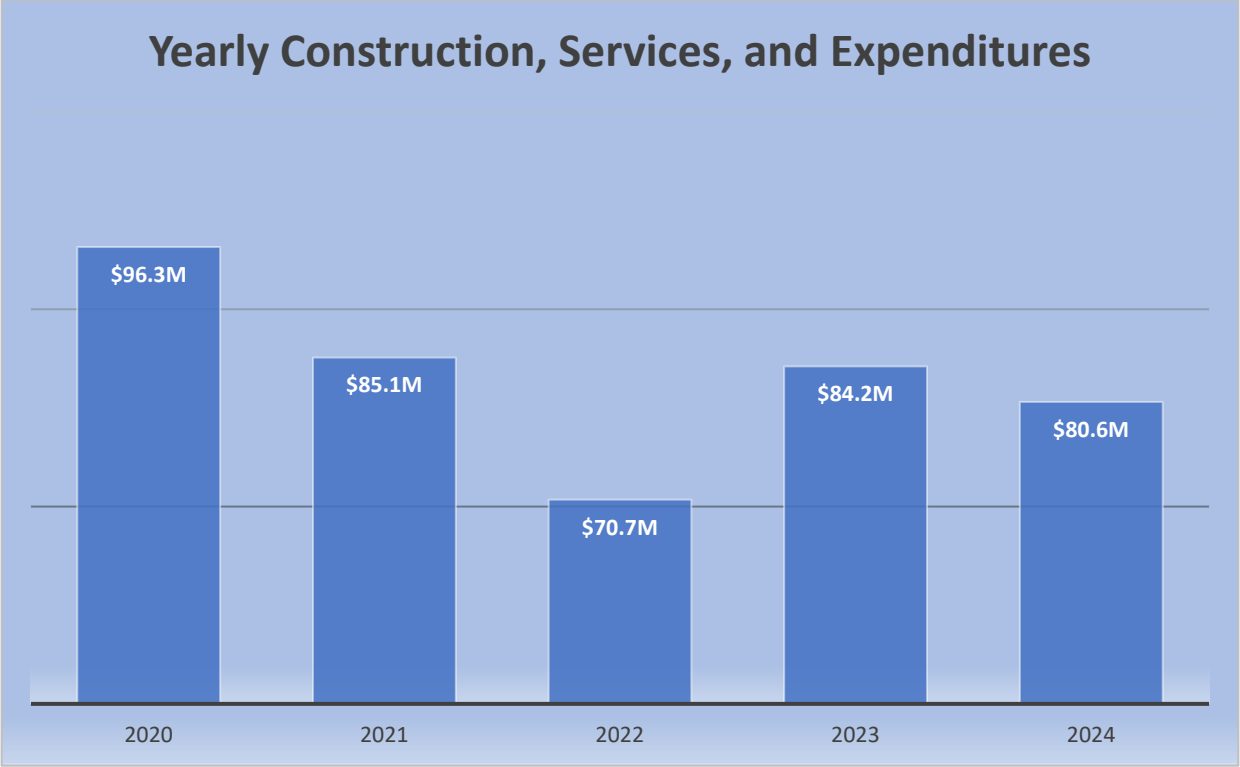


*Note: Yearly population data from Personnel Systems Management (5 FSS) indicates a 930 increase in dependent population. This rise may result from family growth, increased claims for aging parents, or changes in marriage/divorce rates. A demographic study at Minot AFB has not been conducted/is not within our base’s current capabilities.



*Note: Increase in annual pay is due to a 5.2% increase in military pay.

ECONOMIC IMPACT ANALYSIS
MINOT AFB - FY24



ECONOMIC IMPACT ANALYSIS
MINOT AFB - FY24

MILITARY RETIREES

As of: 30-Sep-24

	TOTAL RETIREES	GROSS PAYROLL
Air Force	1,273	\$37,332,000
Army	176	\$3,852,000
Navy	46	\$1,260,000
Marines	17	\$336,000
TOTAL:	1,512	\$42,780,000

